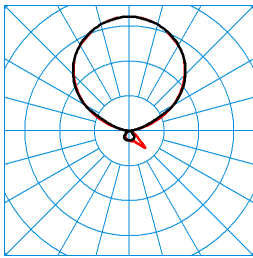


Product features and key data

Luminaire type	Exclusive free-standing LED luminaire with 2 separately controllable luminaire heads, direct and indirect distribution.		
Mounting method	Positioning		
Luminaire optic	With its wide, slightly asymmetric light distribution, the direct component of the luminaire provides very uniform illumination of the desk surface. The indirect component with Lambertian light distribution provides optimum room illumination.		
LED-System	HCL channel 1	HCL channel 2	HCL MAX
Connected load	238 W	210 W	222 W
Colour temperature	2.700 K	6.000 K	4.000 K
Rated luminous flux	30.600 lm	30.600 lm	30.600 lm
Luminous efficacy	128 lm/W	145 lm/W	137 lm/W
Interchangeability lightsource	Yes - interchangeable		
Service life	L80 (25 °C) = 50.000 h		
Colour rendering index	80		
Colour tolerance	3 SDCM		
Photobiological class	Group 0 - no risk		
Luminaire colour	RAL9005 Jet black		
Luminaire body	Luminaire body made of extruded aluminium profile and die-cast aluminium. Luminaire base H-shaped.		
Electrical version	With electronic control gear unit, dimmable (integrated).		
Connection method	Mains plug		
Dimming range	1 - 100 %		
Mains frequency	50/60 Hz		
Mains voltage	220 - 240 V		
Total harmonic distortion < %	14 %		
Ingress Protection (IP) rating	IP20		
Protection rating on room side	IP20		
Protection class	I		
Impact resistance (IK)	IK02		
Hot wire resistance	650 °C		
Ambient temperature	25 °C		
Max. Luminaires B10	7		
Max. Luminaires B16	12		
Max. Luminaires C10	12		
Max. Luminaires C16	20		
Net length	1.334 mm		
Net width	450 mm		
Net height	2.000 mm		
Weight	25,2 kg		

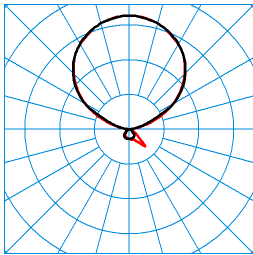
light distribution curve



LuceoS Act S-T SMC PAW-IL 300 ETDI 05 (ACTCW) (LEO1)
TX369897

■ C0 - C180
■ C90 - C270

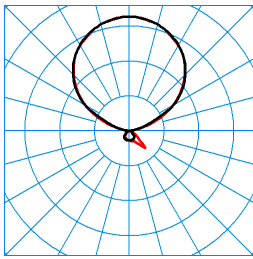
DIN 5040: E03
UTE: 0,08 D + 0,91 T
CEN Flux Code: 53 86 96 8 100 49 82 98 92



LuceoS Act S-T SMC PAW-IL 300 ETDI 05 (ACTSU) (LEO1)
TX369893

■ C0 - C180
■ C90 - C270

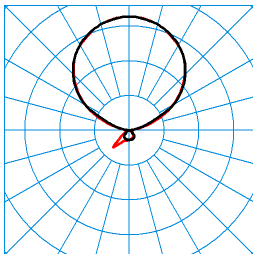
DIN 5040: E03
UTE: 0,08 D + 0,91 T
CEN Flux Code: 53 86 96 8 100 49 82 98 92



LuceoS Act S-T SMC PAW-IL 300 ETDI 05 (ACTWW) (LEO1)
TX369221

■ C0 - C180
■ C90 - C270

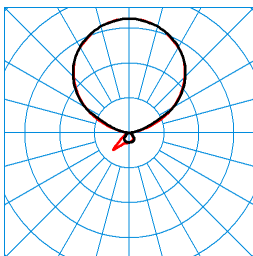
DIN 5040: E03
UTE: 0,08 D + 0,91 T
CEN Flux Code: 53 86 96 8 100 49 82 98 92



LuceoS Act S-T SMC PAW-IL 300 ETDI 05 (ACTCW) (LEO2)
TX369885

■ C0 - C180
■ C90 - C270

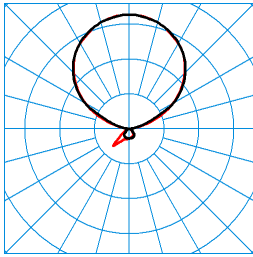
DIN 5040: E03
UTE: 0,08 D + 0,91 T
CEN Flux Code: 53 86 96 8 100 49 82 98 92



LuceoS Act S-T SMC PAW-IL 300 ETDI 05 (ACTSU) (LEO2)
TX369904

■ C0 - C180
■ C90 - C270

DIN 5040: E03
UTE: 0,08 D + 0,91 T
CEN Flux Code: 53 86 96 8 100 49 82 98 92



LuceoS Act S-T SMC PAW-IL 300 ETDI 05 (ACTWW) (LEO2)
TX369837

■ C0 - C180
■ C90 - C270

DIN 5040: E03
UTE: 0,08 D + 0,91 T
CEN Flux Code: 53 86 96 8 100 49 82 98 92

Offer text

Exclusive free-standing LED luminaire with 2 separately controllable luminaire heads, direct and indirect distribution. For standard-compliant illumination of twin and four-person workstations. With integrated light management for the synchronous daytime- and seasonally dependent control of light colour (circadian control) of both light emission surfaces. In terms of design and photometric properties, the free-standing luminaire harmonises with suspended and surface-mounted luminaires as well as other free-standing luminaire versions in the project. The luminaire is delivered in 4 packages to protect the individual components. Pre-assembled luminaire head for quick and easy installation in just three steps. With its wide, slightly asymmetric light distribution, the direct component of the luminaire provides very uniform illumination of the desk surface. The indirect component with Lambertian light distribution provides optimum room illumination. Glare evaluation according to UGR rating (EN 12464-1) < 16. VDU workstation-compliant in accordance with 12464-1 Luminaire luminous flux 30600 lm, connected load 238,00 W, luminous efficiency of luminaire 128 lm/W. Light colour variable (warm white - daylight white), correlated colour temperature (CCT) variable (2700 K - 6000 K), general colour rendering index (CRI) $R_a > 80$. Colour locus tolerance (initial MacAdam) ≤ 3 SDCM, Mean rated service life $L_{80}(t_a, 25^\circ\text{C}) = 50,000$ h. The light source is replaceable according to the ecodesign requirements (VO (EU) 2019/2020). Luminaire body made of extruded aluminium profile and die-cast aluminium. Luminaire base H-shaped. Surface powder-coated satin matt, colour black (RAL 9005). Further colours available on request. Luminaire height: 2000 mm, Length / width of base: 800 mm / 450 mm, Length / width of luminaire head: 1334 mm x 290 mm, High luminaire head: 23 mm. Supporting column dimensions: 80 mm x 30 mm. Safety class (EN 61140): I, protection rating (DIN EN 60529): IP20, impact resistance level in accordance with IEC 62262: IK02, testing temperature of wire glow test in accordance with IEC 60695-2-11: 650 °C. Weight: 25,2 kg. Connection via flexible connection cable 3 x 1 mm² (safety plug and C14 cold-device socket), length approx. 3000 mm. Alternative connector types available: Connection plug type J SEV, Switzerland, Connection plug type BS, British Standard 1363. With connection cable. With electronic control gear unit, dimmable (integrated). The control gear unit is replaceable in accordance with the ecodesign requirements (VO (EU) 2019/2020). For each luminaire head, the operating elements (2-way push-buttons) are integrated in the supporting column. These enable separate switching and dimming of the direct and indirect components of the individual luminaire head. With Smart Connect equipment for combination with a LiveLink Lightgrid Controller. The luminaire features an integrated daylight- and HF presence sensor with motion direction detection. LiveLink Workplace versions of luminaires in a room can be connected via Bluetooth to form an interactive group of luminaires. The initial detection of movement by any luminaire within the group causes all group devices to switch on at basic lighting level (approx. 300 lx, indirect component). Subsequent detection in the close range of a luminaire triggers this into workplace mode by switching on of the direct component. Within the luminaire group, the light colour and HCL curve of the indirect component are harmonised. Parameterisation of the Smart Connect functions is password-protected using a smartphone and an app. Operating the lighting functions is implemented manually via 3 operating elements and via Smartphone app. Communication between the connected luminaires and the smartphone is via Bluetooth Low Energy v 5.0. Single luminaires as well as luminaire groups can be controlled with up to 4 battery-free and wireless radio buttons, which are available as separately ordered accessories. The luminaire complies with the fundamental requirements of applicable EU regulations and product safety legislation and bears the CE symbol.