



19" Modular Patch Panel ISDN / Tel. MPPI25-H / MPPI50-H

Montageanweisung / Assembly Instruction

1 Lieferumfang / Scope of delivery
MPPI25-H, RAL 7035: J02023C0014



2 Lieferumfang / Scope of delivery
MPPI50-H, RAL 7035: J02024C0002



3

4	a1	1a	rt	} Paar / Pair 1
5	b1	1b	sw	
3	a2	2a	ws	} Paar / Pair 2
6	b2	2b	ge	


Drahtfarben bei Kabel / Wire colours of cable J-Y (ST) Y2x2x0,6Lg

Klemmenbezeichnung / Terminal designation

So-Bezeichnung der Leitung / So-designation of wires


Kontakt-Nr. RJ45-Buchse / Contact No RJ45 jack

4 MPPI50-H




1x (100 x 2 x 0,6)

5 MPPI25-H



1x (50 x 2 x 0,6)


6



1x (10 x 2 x 0,6)


Nx (N x 2 x 0,6)

7




Nx (N x 2 x 0,6)

8



LSA-Plus Werkzeug
LSA Plus tool
N01002A0001

9



Schraubklemme für Beilaufdraht
Screw terminal for drain wire