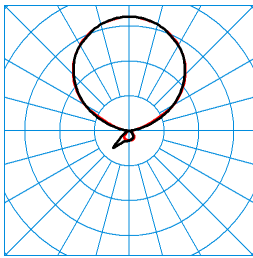


**Product features and key data**

<b>Luminaire type</b>	Exclusive free-standing LED luminaire with 2 separately controllable luminaire heads, direct and indirect distribution.		
<b>Mounting method</b>	Positioning		
<b>Luminaire optic</b>	With its wide, slightly asymmetric light distribution, the direct component of the luminaire provides very uniform illumination of the desk surface. The indirect component with Lambertian light distribution provides optimum room illumination.		
<b>LED-System</b>	HCL channel 1	HCL channel 2	HCL MAX
<b>Connected load</b>	238 W	210 W	222 W
<b>Colour temperature</b>	2.700 K	6.000 K	4.000 K
<b>Rated luminous flux</b>	30.600 lm	30.600 lm	30.600 lm
<b>Luminous efficacy</b>	128 lm/W	145 lm/W	137 lm/W
<b>Interchangeability lightsource</b>	Yes - interchangeable		
<b>Service life</b>	L80 (25 °C) = 50.000 h		
<b>Colour rendering index</b>	80		
<b>Colour tolerance</b>	3 SDCM		
<b>Photobiological class</b>	Group 0 - no risk		
<b>Luminaire colour</b>	RAL9006 White aluminium		
<b>Luminaire body</b>	Luminaire body made of extruded aluminium profile and die-cast aluminium. U-shaped luminaire base.		
<b>Electrical version</b>	With electronic control gear unit, dimmable (integrated).		
<b>Connection method</b>	Mains plug		
<b>Dimming range</b>	1 - 100 %		
<b>Mains frequency</b>	50/60 Hz		
<b>Mains voltage</b>	220 - 240 V		
<b>Total harmonic distortion &lt; %</b>	14 %		
<b>Ingress Protection (IP) rating</b>	IP20		
<b>Protection rating on room side</b>	IP20		
<b>Protection class</b>	I		
<b>Impact resistance (IK)</b>	IK02		
<b>Hot wire resistance</b>	650 °C		
<b>Ambient temperature</b>	25 °C		
<b>Max. Luminaires B10</b>	7		
<b>Max. Luminaires B16</b>	12		
<b>Max. Luminaires C10</b>	12		
<b>Max. Luminaires C16</b>	20		
<b>Net length</b>	710 mm		
<b>Net width</b>	1.080 mm		
<b>Net height</b>	2.000 mm		
<b>Weight</b>	25,2 kg		

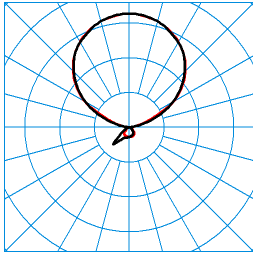
**light distribution curve**



**LuceoS Act S-U SMC PAW-IL 300 ETDI 03 (ACTCW) (LEO1)**  
**TX369937**

DIN 5040: E03  
UTE: 0,08 D + 0,91 T  
CEN Flux Code: 53 86 96 8 100 49 82 98 92

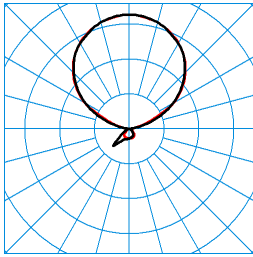
■ C0 - C180  
■ C90 - C270



**LuceoS Act S-U SMC PAW-IL 300 ETDI 03 (ACTCW) (LEO2)**  
**TX369234**

DIN 5040: E03  
UTE: 0,08 D + 0,91 T  
CEN Flux Code: 53 86 96 8 100 49 82 98 92

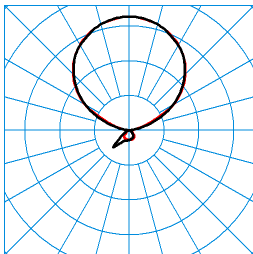
■ C0 - C180  
■ C90 - C270



**LuceoS Act S-U SMC PAW-IL 300 ETDI 03 (ACTSU) (LEO1)**  
**TX369872**

DIN 5040: E03  
UTE: 0,08 D + 0,91 T  
CEN Flux Code: 53 86 96 8 100 49 82 98 92

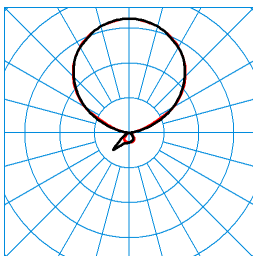
■ C0 - C180  
■ C90 - C270



**LuceoS Act S-U SMC PAW-IL 300 ETDI 03 (ACTSU) (LEO2)**  
**TX369915**

DIN 5040: E03  
UTE: 0,08 D + 0,91 T  
CEN Flux Code: 53 86 96 8 100 49 82 98 92

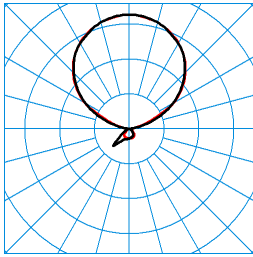
■ C0 - C180  
■ C90 - C270



**LuceoS Act S-U SMC PAW-IL 300 ETDI 03 (ACTWW) (LEO1)**  
**TX369898**

DIN 5040: E03  
UTE: 0,08 D + 0,91 T  
CEN Flux Code: 53 86 96 8 100 49 82 98 92

■ C0 - C180  
■ C90 - C270



LuceoS Act S-U SMC PAW-IL 300 ETDI 03 (ACTWW) (LEO2)  
TX369854

■ C0 - C180  
■ C90 - C270

DIN 5040: E03  
UTE: 0,08 D + 0,91 T  
CEN Flux Code: 53 86 96 8 100 49 82 98 92

### Offer text

Exclusive free-standing LED luminaire with 2 separately controllable luminaire heads, direct and indirect distribution. For standard-compliant illumination of opposite twin workstations, especially if they are partitioned off by protective panels. With integrated light management for the synchronous daytime- and seasonally dependent control of light colour (circadian control) of both light emission surfaces. In terms of design and photometric properties, the free-standing luminaire harmonises with suspended and surface-mounted luminaires as well as other free-standing luminaire versions in the project. The luminaire is delivered in 4 packages to protect the individual components. With its wide, slightly asymmetric light distribution, the direct component of the luminaire provides very uniform illumination of the desk surface. The indirect component with Lambertian light distribution provides optimum room illumination. Glare evaluation according to UGR rating (EN 12464-1) < 16. VDU workstation-compliant in accordance with 12464-1 Luminaire luminous flux 30600 lm, connected load 238,00 W, luminous efficiency of luminaire 128 lm/W. Light colour variable (warm white - daylight white), correlated colour temperature (CCT) variable (2700 K - 6000 K), general colour rendering index (CRI)  $R_a > 80$ . Colour locus tolerance (initial MacAdam)  $\leq 3$  SDCM, Mean rated service life  $L_{80}(t_{q, 25^\circ C}) = 50,000$  h. The light source is replaceable according to the ecodesign requirements (VO (EU) 2019/2020). Luminaire body made of extruded aluminium profile and die-cast aluminium. U-shaped luminaire base. Colour silver-grey, solvent-free powder-coated, (RAL 9006). Further colours available on request. Luminaire height: 2000 mm, Length / width of base: 550 mm / 550 mm, Length / width of luminaire head: 1080 mm x 710 mm, High luminaire head: 23 mm. Supporting column dimensions: 80 mm x 80 mm. Safety class (EN 61140): I, protection rating (DIN EN 60529): IP20, impact resistance level in accordance with IEC 62262: IK02, testing temperature of wire glow test in accordance with IEC 60695-2-11: 650 °C. Weight: 25,2 kg. Connection via flexible connection cable 3 x 1 mm<sup>2</sup> (safety plug and C14 cold-device socket), length approx. 3000 mm. Alternative connector types available: Connection plug type J SEV, Switzerland, Connection plug type BS, British Standard 1363. With connection cable. With electronic control gear unit, dimmable (integrated). The control gear unit is replaceable in accordance with the ecodesign requirements (VO (EU) 2019/2020). With Smart Connect equipment for combination with a LiveLink Lightgrid Controller. The luminaire features an integrated daylight- and HF presence sensor with motion direction detection. LiveLink Workplace versions of luminaires in a room can be connected via Bluetooth to form an interactive group of luminaires. The initial detection of movement by any luminaire within the group causes all group devices to switch on at basic lighting level (approx. 300 lx, indirect component). Subsequent detection in the close range of a luminaire triggers this into workplace mode by switching on of the direct component. Within the luminaire group, the light colour and HCL curve of the indirect component are harmonised. Parameterisation of the Smart Connect functions is password-protected using a smartphone and an app. Operating the lighting functions is implemented manually via 3 operating elements and via Smartphone app. Communication between the connected luminaires and the smartphone is via Bluetooth Low Energy v 5.0. Single luminaires as well as luminaire groups can be controlled with up to 4 battery-free and wireless radio buttons, which are available as separately ordered accessories. The luminaire complies with the fundamental requirements of applicable EU regulations and product safety legislation and bears the CE symbol.