

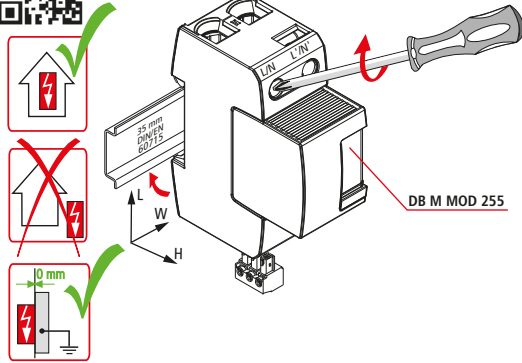
DEHNbloc modular DB M 1 255 (FM)

- DE Einbauanleitung
- GB Installation instructions
- IT Istruzioni di montaggio
- FR Instructions de montage
- NL Montagehandleiding
- ES Instrucciones de montaje
- PT Instruções de montagem
- DK Monteringsvejledning
- SE Monteringsanvisning
- FI Asennusohje
- GR Οδηγίες συναρμολόγησης
- PL Instrukcja montażu
- CZ Montážní návod
- TR Kurulum Talimatları
- RU Инструкция по монтажу
- CN 安装说明
- HU Szerelési útmutató
- JP 設置説明書



I IEC 61643-11...
1 EN 61643-11...

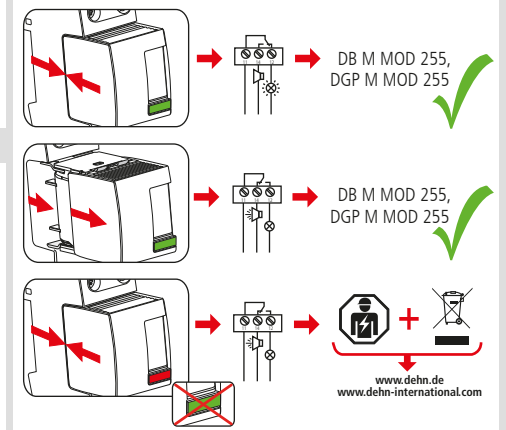
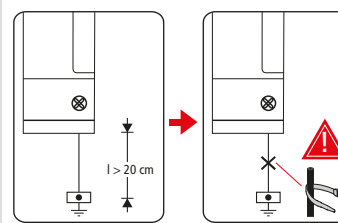
PZ 2 7 Nm



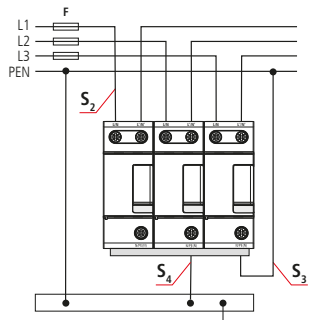
U_N / Tol.: $\pm 10\%$	230 V (50/60 Hz)
U_c	255 V (50/60 Hz)
I_n 1)	50 kA _{rms}
I_{scCR}	50 kA _{rms}
I_{imp} 10/350 μ s	50 kA
max. I_{sc} 2)	125 A gG
max. I_{sc} 3)	500 A gG
θ °	-40°C ... + 80°C (... +60°C 2)
Φ °	5% ... 95%
I_{PE}	< 1 mA
IP 4)	20
L x W x H	90 mm x 36 mm x 73 mm

max. \square L, N, N/PE(N)	35 mm ²	50 mm ²
max. \square L', N', N/PE(N)	25 mm ²	35 mm ²
min. \square L, L', N, N/PE(N)	10 mm ²	
\square	16 mm ² Cu $\frac{16}{14/14} \geq 15.5$ mm	

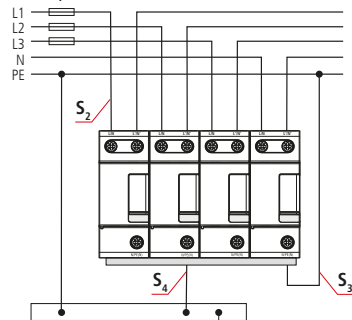
***) DEHNgap DGP M 255 (FM) - Clamp / Klemme**
max. 35 mm²



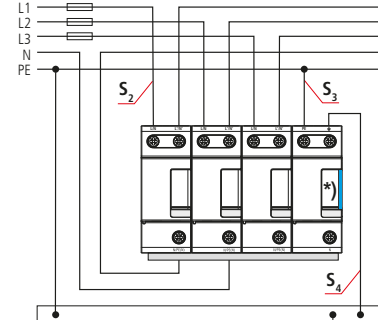
2) TN-C



2) TN-S



2) TT/TN-S (3+1)



DEHNbloc modular DB M 1 255 (FM)

F ≤ 125 A gG

F > 125 A gG

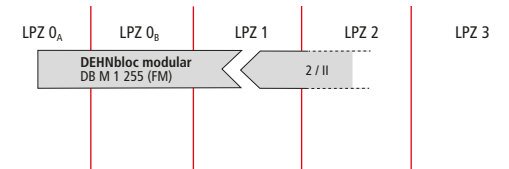
3)

F / A gG	S_2 / mm ²	S_3 / mm ²	S_4 / mm ²
25	10	16	16
35	10	16	16
40	10	16	16
50	10	16	16
63	10	16	16
80	16	16	16
100	25	25	25
125	35	35	25

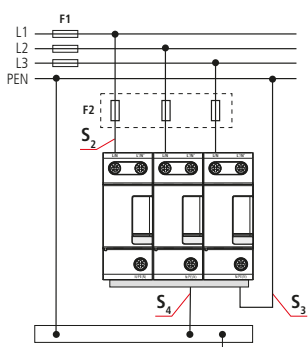
DEHNbloc modular DB M 1 255 (FM)

U_N / I_N	AC: 250 V / 0.5 A
	DC: 250 V / 0.1 A
	125 V / 0.2 A
	75 V / 0.5 A

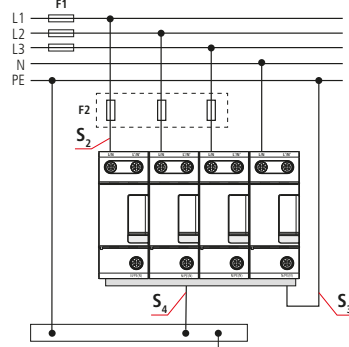
max. 1.5 mm²



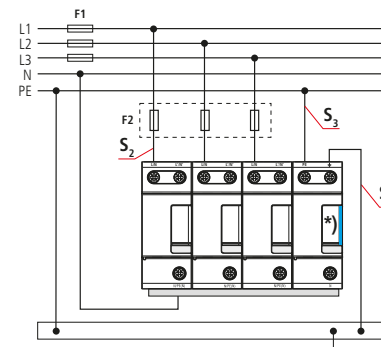
3) TN-C



3) TN-S



3) TT/TN-S (3+1)



DEHNbloc modular DB M 1 255 (FM)

F1	$T_a \leq 0.2$ s	$T_a \leq 5$ s
	F1 ≤ 500 A	F1 ≤ 315 A
F2	F1 > 500 A	F1 > 315 A
	F2 ≤ 500 A	F2 ≤ 315 A

F1 / F2 / A	S_2 / mm ²	S_3 / mm ²	S_4 / mm ²	T_a / s
... 80	10	16	16	5
100 ... 125	16	16	16	
160	25	25	25	
200 ... 250	35	35	25	
315	50	50	25	0.2
> 315 ... 500	50	50	25	

