

# Kompaktfluter „HUPlight50combi“ Compact floodlight “HUPlight50combi”

Art. 130360



**Technical data:**

<b>Type description:</b>	<b>HUPlight50combi</b>
<b>Art.</b>	130360
<b>Output:</b>	50 W
<b>Rechargeable batteries:</b>	Li-Ion 7,4 V   6600 mAh   48,84 Wh
<b>Operating time:</b>	approx. 2 h (100 %)   4 h (50 %)
<b>Charging time:</b>	approx. 2,5 h
<b>Lumen:</b>	4000 Lm
<b>Color temperature:</b>	approx. 6500 K
<b>Color Rendering Index:</b>	90 CRI
<b>2x Schuko-Steckdosen:</b>	220 - 240 V~ AC   max: 3000 W
<b>Protection class:</b>	IP54, IK08
<b>Protection class:</b>	I
<b>Gehäuse:</b>	PC + Nylon
<b>Cable:</b>	5 meters H07RN-F 3G1.5mm <sup>2</sup>
<b>Temperature range:</b>	-10 °C - +40 °C

**Safety notes:**

- Please read the operating instructions carefully prior to use and do not throw them away.
- Prior to every use, check **the lamp and the power cord /plug** for damage. Never use **the lamp and the power cord /plug** if there is any damage. In this case, please contact an electrician or write to the service address provided by the manufacturer.



**Non-compliance may result in risk to life due to electrical shock!**

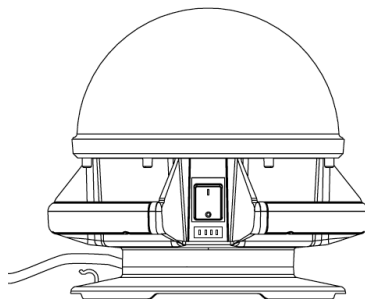


- Never open the device. The lamp does not contain any components that require maintenance. The LEDs cannot be replaced.
- Do not use the work lamp in explosive environments in which flammable liquids, gases or dusts are present. Risk to life!
- The lamp is protected against spray water. Never immerse the lamp in water or other liquids. Risk of explosion and fire!
- Keep children away from the lamp. Children are unable to assess the dangers of electric current.
- Switch the lamp off before you clean it. Clean the lamp regularly with a dry, lint-free cloth. To remove dirt, a damp cloth can be used. Do not use any solvents, caustic cleaning agents, etc.
- Do not look directly at the light to avoid being blinded.

### Switching the lamp on/ off:

- Press first time: 50% brightness.
- Press Sec time: 100% brightness.
- Press third time: OFF

If left in any mode for over 3 seconds, the next press will turn the light OFF.



### Charging the battery:

- The battery is charged automatically when the power plug is connected.
- To ensure optimum functionality, we recommend completely draining the integrated battery during the first use and the fully recharge it.
- The lamp can be operated while charging.
- If the light is not used for an extended period of time the battery must be charged approximately every 3 months to ensure a long battery lifespan.

### Disposal:

**Do not dispose of electrical appliances with the household rubbish!** In accordance with Directive 2012/19/EU on waste electrical and electronic equipment and the corresponding national law, used electrical equipment must be separated from the rubbish and reused or recycled in an environmentally responsible manner. Please contact your local authorities for available disposal options for your used device.

**Incorrect disposal of batteries and rechargeable batteries can harm the environment!** Batteries and rechargeable batteries do not belong in the household waste. They can contain poisonous heavy metals and are subject to treatment as hazardous wastes. Take your used batteries to a municipal collection site.



### Optional accessories:

Tripod art.: 130361

**haupa**<sup>®</sup>

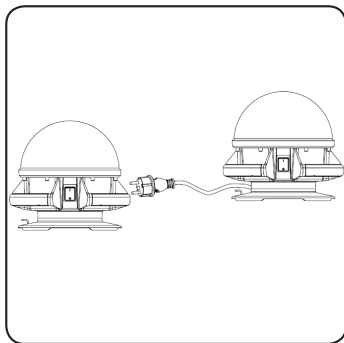
**... convincing solutions**

Germany: HAUPA GmbH & Co. KG, Königstraße 165-169, D-42853 Remscheid.

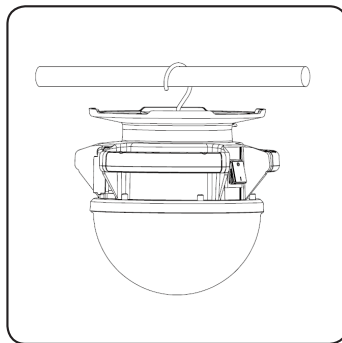
Phone: +49 (0)2191 8418-0, Fax: +49 (0)2191 8418-840, sales@haupa.com • Errors and technical changes reserved.

english

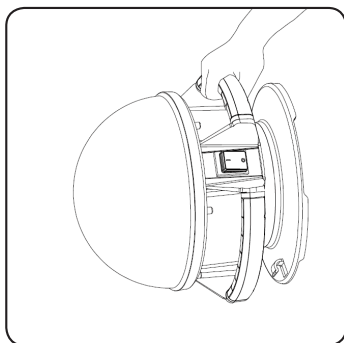
How to use the lamp ?



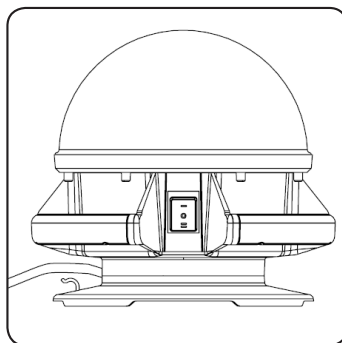
**2xSockets**



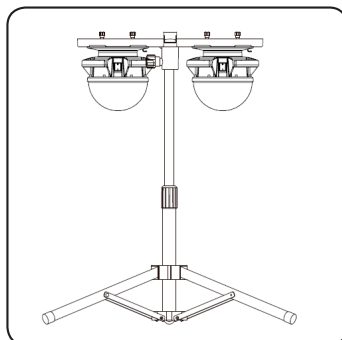
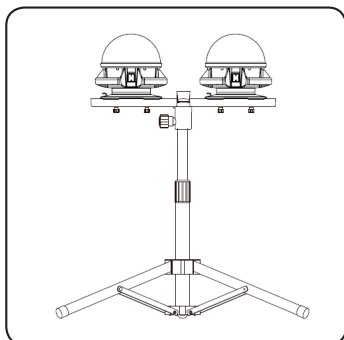
**Hanging**



**Easy take**




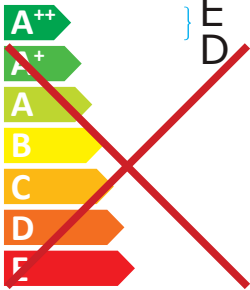
**ON/OFF Switch  
with LED Indicator**



**Tripod (not include)**


**HAUPA GmbH & Co. KG**  
130360

 Diese Leuchte enthält eingebaute LED-Lampen.




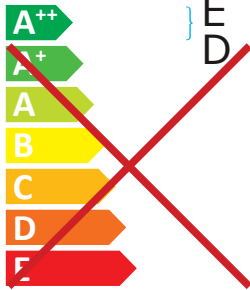
LED

Die Lampen können in der Leuchte nicht ausgetauscht werden.

874/2012 


**HAUPA GmbH & Co. KG**  
130360

 This luminaire contains built-in LED lamps.



LED

The lamps cannot be changed in the luminaire.

874/2012 

**haupa**<sup>®</sup>

HAUPA GmbH & Co. KG  
Königstraße 165-169 • 42853 Remscheid • Germany  
T +49 (0) 2191 8418-0 • F +49 (0) 2191 8418840  
haupa.com • sales@haupa.com