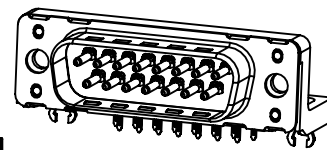
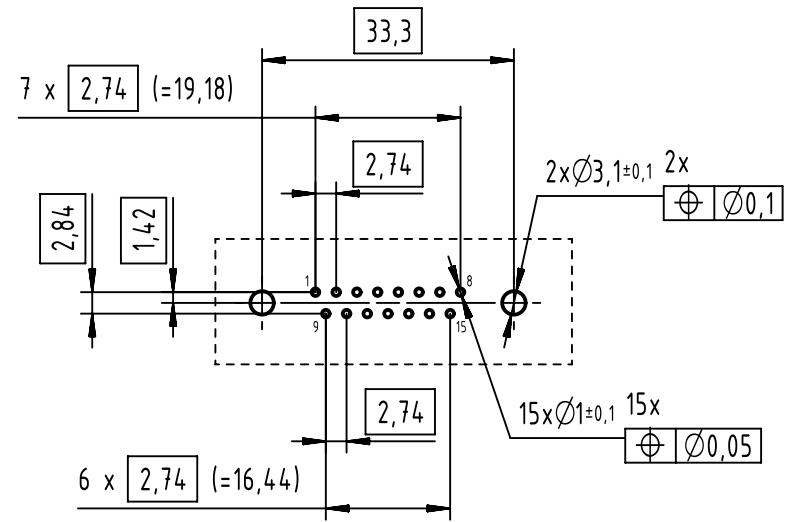
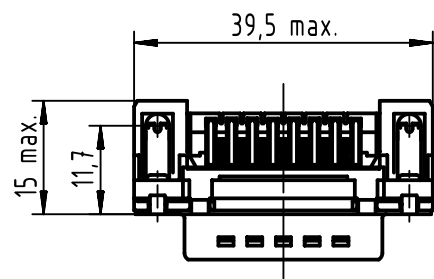


PCB layout component side
recommended thickness 1,6 mm



Connector retention and insertion forces on PC-Board: 25 N / 80 N

09 65 263 3811	M3	PL1
09 65 263 6811	M3	PL2
09 65 263 7811	M3	PL3
09 65 263 5811	M3	S4
09 65 263 3812	4-40 UNC	PL1
09 65 263 6812	4-40 UNC	PL2
09 65 263 7812	4-40 UNC	PL3
09 65 263 5812	4-40 UNC	S4
Part number	Nut thread	Performance level



All Dimensions in mm
Original Size DIN A4

Scale
1:1

Free size tol.

Ref.

Sub.



All rights reserved
Department EL PD

Created by
ZHUANGJ

Inspected by
LUOK

Standardisation
ROEBEN

Date
2023-06-08

State
Final Release

Title
D-Sub 15-Pole Male Angled assembly

Doc-Key / ECM-Nr.
100620634/UGD/000/B
500000246867

Type
TB

Number
0965263X81X

Rev.
B

Page
1/1