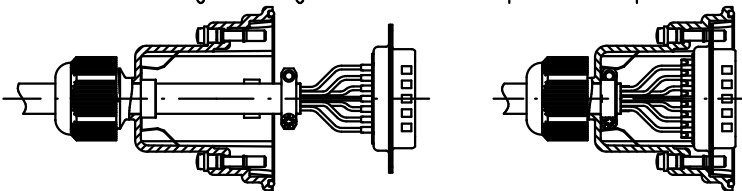


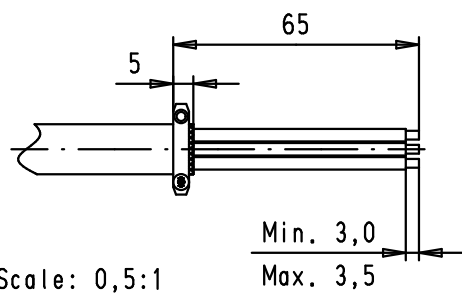
Not mounted parts :

Mounting instructions:
 -The peeled back cable braiding must not extend over the cable clamp, in order not to damage the gasket or to impair its performance



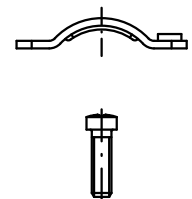
- Pull back cable until cable clamp snaps into shielding plate
 - Snap connector into hood

Stripping dimensions:

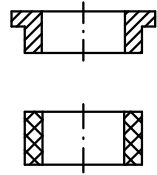


Scale: 0,5:1

Cable clamp and screw



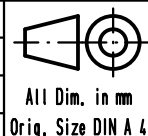
Pressure washer and rubber gasket (for cable ϕ between 9 and 11 mm)



-For rear mounted mating connectors, panel thickness is comprised between 1 and 2 mm for safe contact area
 -Max. torques are 0,4 N.m

09 67 050 0539	M3
09 67 050 0538	4-40 UNC
Part number	Mounting screw thread

			Det.	Name
			Detail.	29/08/08 PK
EC03999	28/10/11	SD	Insp.	28/10/11 JB
35427	15/12/08	PK	Stand.	
35401	31/10/08	PK		
35280	29/08/08	PK		
Mod.	Det.	Name	HARTING EURL F-95972 Paris	



All Dim. in mm
Orig. Size DIN A 4

D-Sub, metallized plastic hood, waterproof IP67, 50 poles, top cable entry with nut

TB 09 67 050 053X

Sub.

Maßstab/
Scale
1:1
Blatt/ Page
1/1