



Constant Voltage Driver

Model: FV36W24CG



Model	Input Current	Input Power	PF	Output Power Range	Output Voltage	Output Current	Efficiency
FV36W24CG	≤0.21A	≤43w	≥0.95	0-36W	24V	0-1500mA	≥85%

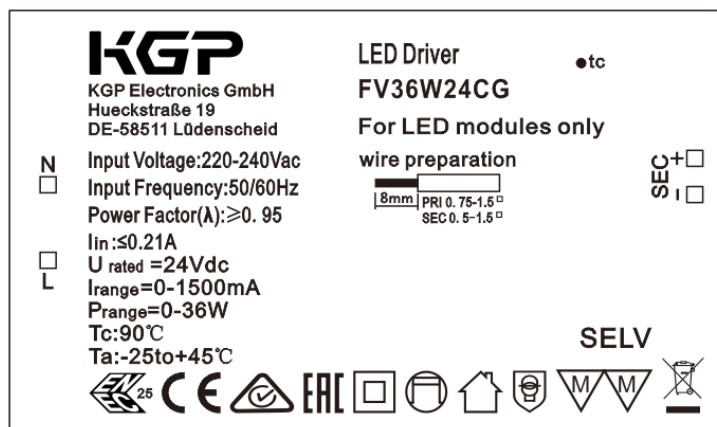
* Test result @220V, 50Hz, Full Load.

1. Parameters

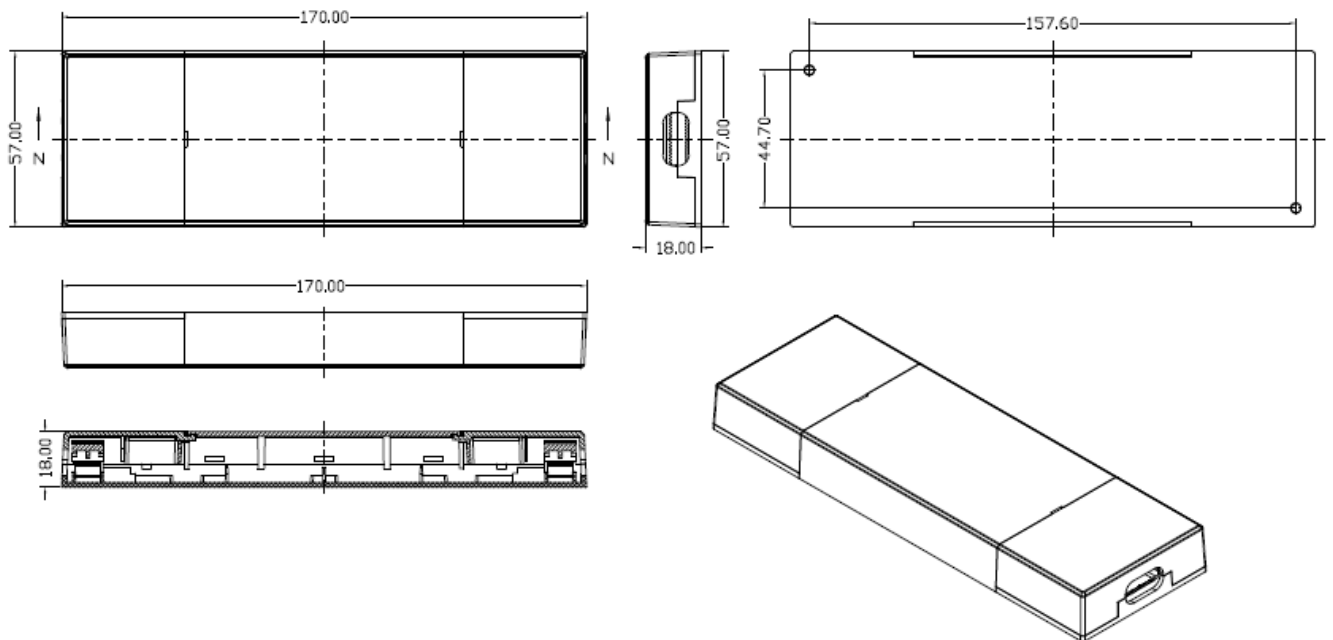
category	Item	Technical Norm
Features	Output Type	Constant Voltage
	Dimming Type	N/A
	Output Features	Isolation
	IP Grade	IP20
	Insulation Class	Class II
Input	Rated Input Voltage	220-240VAC
	Range of Input Voltage	176-264VAC
	Frequency	50/60Hz
	Input Current	≤0.21A (220VAC, full load)
	Input Power	≤43W (220VAC, full load)
	Power Factor	≥0.95 (220VAC, full load)
	THD	≤15% (220VAC, full load)
	No-load Power Consumption	≤0.5W @240VAC
	Inrush Current	≤35A/280us (240VAC, full load)
	Connected quantity of 16A Breaker	35pcs/type B ;50pcs/type C @ 230Vac
Output	Output Voltage	24VDC+/-3%
	No Load Voltage	24.8VDC Max.
	Output Current	0 -1500mA
	Output Power	0-36W
	Efficiency	≥85% (220VAC, full load)
	Voltage Ripple	1.5% (220VAC, full load (Vmax-Vmin) / (Vmax+Vmin))
	Current Accuracy	N/A
	Start up Time	≤0.5S (220VAC, full load)
Protection	Short Circuit Protection	Auto Recovery
	Overload Protection	Auto Recovery

	No-load Protection	Auto Recovery
	Insulation voltage	3750V 5mA 60S between P-S
	Insulation resistance	>4M ohm @ 500VDC
	Leakage current	< 250 μ A, I/P to PE @230V input
Environment	Ta/Operation Temperature	-25....+45°C
	Ts/Storage Temperature	-40....+85°C
	Tc/Enclosure Temperature	90°C
	Humidity	10%....90%RH
	Atmosphere	86-108KPa
Construction	Connection Method	Push-in Terminal
	Installation	Independent
	PRI Wire preparation	0.75-1.5 [□]
	SEC Wire preparation	0.5-1.5 [□]
	Dimension	170*57*18mm (L*W*H)
Standards	Certification	complied to CE ENEC SAA
	Safety Standards	EN61347-1:2015,EN61347-2-13:2014/A1:2017, EN62493:2015, AS/NZS IEC61347.2.13:2013, AS/NZS 61347.1:2016
	EMC Standards	EN55015:2013/A1:2015,EN61000-3-2:2014, EN61000-3-3:2013,EN61547:2009
	Performance	EN62384
	Surge	L-N/2KV
Others	RoHS	complied to 2011/65/EU
	Life Time	50000h @45°C (Ta)/ 90°C (Tc)
	Warranty	5years , F.R. < 10000ppm
<p>Remark: 1.All Parameters, if not specified, are measured at 230VAC/50Hz and 25°C ambient temperature. 2.LED Driver is a component of the luminaires, Luminaires and wire layout will affect the EMC, please check the EMC with end products again.</p>		

2. Label



3. Dimension (Unit: mm)



4. Packing information

Carton L*W*H(mm)	Pcs/Carton	Net weight/ Pcs(kg)	Net weight/ Carton(kg)	Gross weight / Carton(kg)
450*240*200	65	0.156	0.75	10.89

5. Wiring Diagram

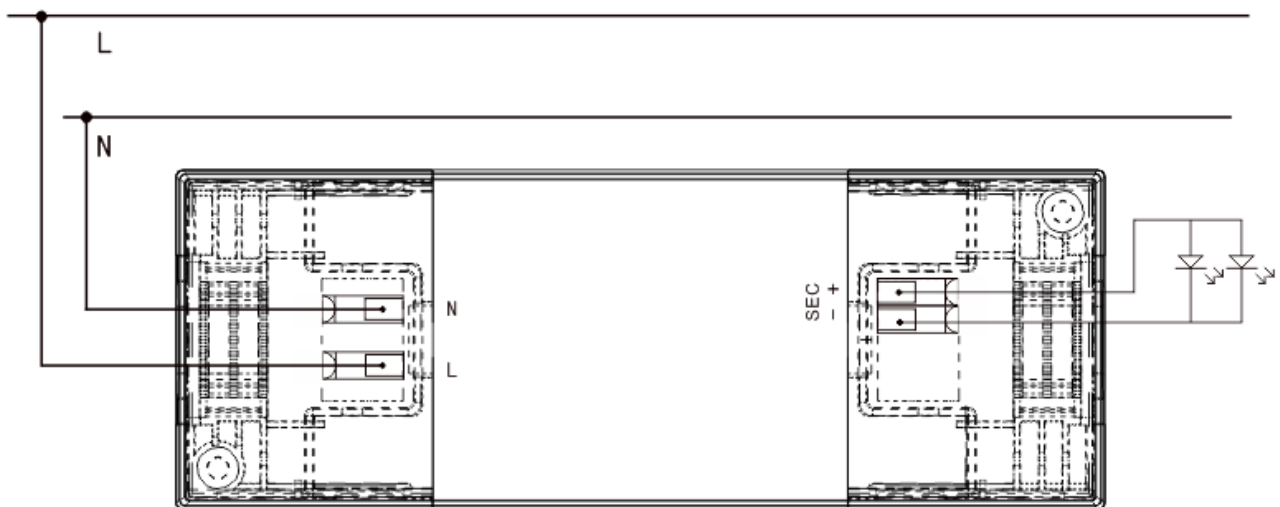


Fig. A: FV36W24CG