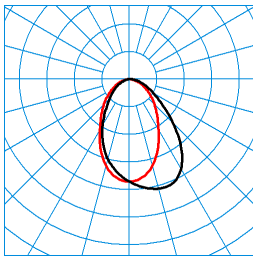

Product features and key data

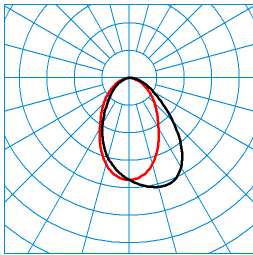
Applications	offices banks foyers sales rooms ticket halls exhibition rooms educational rooms
Luminaire type	Rectangular recessed LED luminaire with translucent cover D-WW.
Mounting method	Lay-in
Luminaire optic	The optical system consists of a translucent, non-yellowing PMMA cover with high transmission factor. The cover surface is smooth and free of visible microprism structures.
Connected load	31 W
Colour temperature	4.000 K
Rated luminous flux	4.200 lm
Luminous efficacy	135 lm/W
Service life	L80 (25 °C) = 100.000 h L90 (25 °C) = 50.000 h
Colour rendering index	80
Colour tolerance	3 SDCM
Photobiological class	Group 0 - no risk
Luminaire colour	RAL9016 Traffic white
Luminaire body	Luminaire body of extruded aluminium profile.
Electrical version	With external operating device, switchable.
Connection method	Terminal
Mains frequency	50/60 Hz
Mains voltage	220 - 240 V
Total harmonic distortion < %	14 %
Ingress Protection (IP) rating	IP20
Protection rating on room side	IP40
Protection class	II
Impact resistance (IK)	IK02
Hot wire resistance	650 °C
Ambient temperature	25 °C
Max. Luminaires B10	18
Max. Luminaires B16	28
Max. Luminaires C10	28
Max. Luminaires C16	45
Net length	1.246 mm
Net width	309 mm
Net height	22 mm
Recess length	1.246 mm
Recess width	309 mm
Recess depth	160 mm
Weight	3,6 kg

light distribution curve


**ArimoFit M57-TS D-WW 42-840
TX149944**

■ C0 - C180
■ C90 - C270

DIN 5040: A50
 UTE: 1,00 C
 CEN Flux Code: 61 87 98 100 100 0 0 0 0






**ArimoFit M57-TS D-WW 42-840 + ArimoF M57 ZER
TX150273**

■ C0 - C180
■ C90 - C270

DIN 5040: A50
 UTE: 1,00 C
 CEN Flux Code: 61 87 98 100 100 0 0 0 0

Available accessories

Material	Description
 ArimoFit M57 ZER 7574100	Recessing frame for plasterboard ceiling openings ArimoF M57... .
 ArimoFit Kit EB3H round 7714550	Emergency light system for ceiling recessing with an emergency light operation time of 3 hours.
 ArimoFit Kit EB3H square 7714650	Emergency light system for ceiling recessing with an emergency light operation time of 3 hours.

Offer text

Rectangular recessed LED luminaire with translucent cover D-WW. Generation of an enhanced depth effect in the room. LED lay-in luminaire for system ceilings with exposed grids. .. System dimension 312.5 x 1250 (M57). The optical system consists of a translucent, non-yellowing PMMA cover with high transmission factor. The cover surface is smooth and free of visible micropism structures. Wallwasher with asymmetric light distribution. Harmonious light effect due to homogeneously illuminated light emission. Individual design of the light emission surface (e.g. with printing) and other special solutions are possible on request. Luminaire luminous flux 4200 lm, connected load 31,00 W, luminous efficiency of luminaire 135 lm/W. Light colour neutral white, correlated colour temperature (CCT) 4000 K, Colour locus tolerance (initial MacAdam) ≤ 3 SDCM, general colour rendering index (CRI) $R_a > 80$. Mean rated service life $L80(t_q 25^\circ\text{C}) = 100,000$ h, mean rated service life $L90(t_q 25^\circ\text{C}) = 50,000$ h. Luminaire body of extruded aluminium profile. Surface coated white, (RAL 9016). The narrow side profile is flush with the trunking. The luminaire frame is profiled in a 3-dimensional way to generate a depth effect on the ceiling. Luminaire can be covered with insulation material at $t_a 25^\circ\text{C}$, $t_a 35^\circ\text{C}$ without insulation material can be also be used. Safety class (EN 61140): II, protection rating (DIN EN 60529): IP20, Protection rating on room side: IP40, impact resistance level in accordance with IEC 62262: IK02, testing temperature of wire glow test in accordance with IEC 60695-2-11: 650 °C. Polarity-protected rapid connection with mains through-wiring up to $\varnothing 2.5 \text{ mm}^2$. Connection of the ballast unit to the luminaire (Plug 'N Play). The luminaire's packaging concept facilitates separate removal of the control gear unit for pre-assembly, leaving the remaining luminaire components protected until final assembly. With external operating device, switchable. Control gear unit is open-circuit proof and protected against faulty connection, short circuit, overload and overtemperature. The control gear is replaceable. Output ripple of the control gear unit $\leq 4 \%$ for effective control of the LED system and for flicker-free light. The luminaire complies with fundamental requirements of applicable EU regulations and product safety legislation and bears the CE symbol. The luminaire is also ENEC-certified by an independent testing authority. The luminaire is part of a range of recessed, surface-mounted and suspended luminaires with a harmonised appearance. The application variety of the product series is underlined by variants regarding luminous flux packages, light distribution curves and protection ratings. On request, the basic range can be expanded with project-specific luminaire features.